
EVOKO

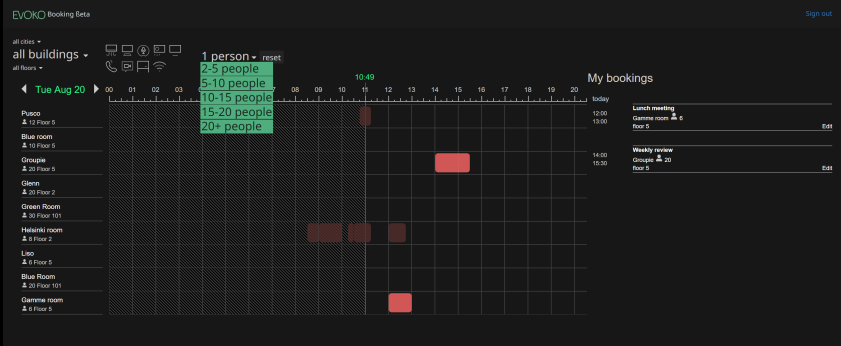
Evoko Liso Eco System

EVOKO LISO ECO SYSTEM

SMARTPHONE APP "GET A ROOM"

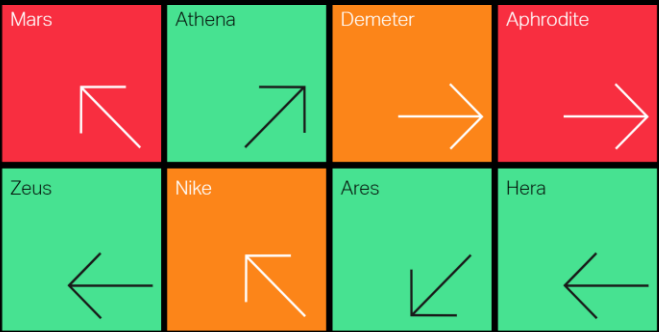


EVOKO BOOKING



EVOKO OVERVIEW SCREEN

Find your way and have a nice day!




14:07
Tuesday
20 February

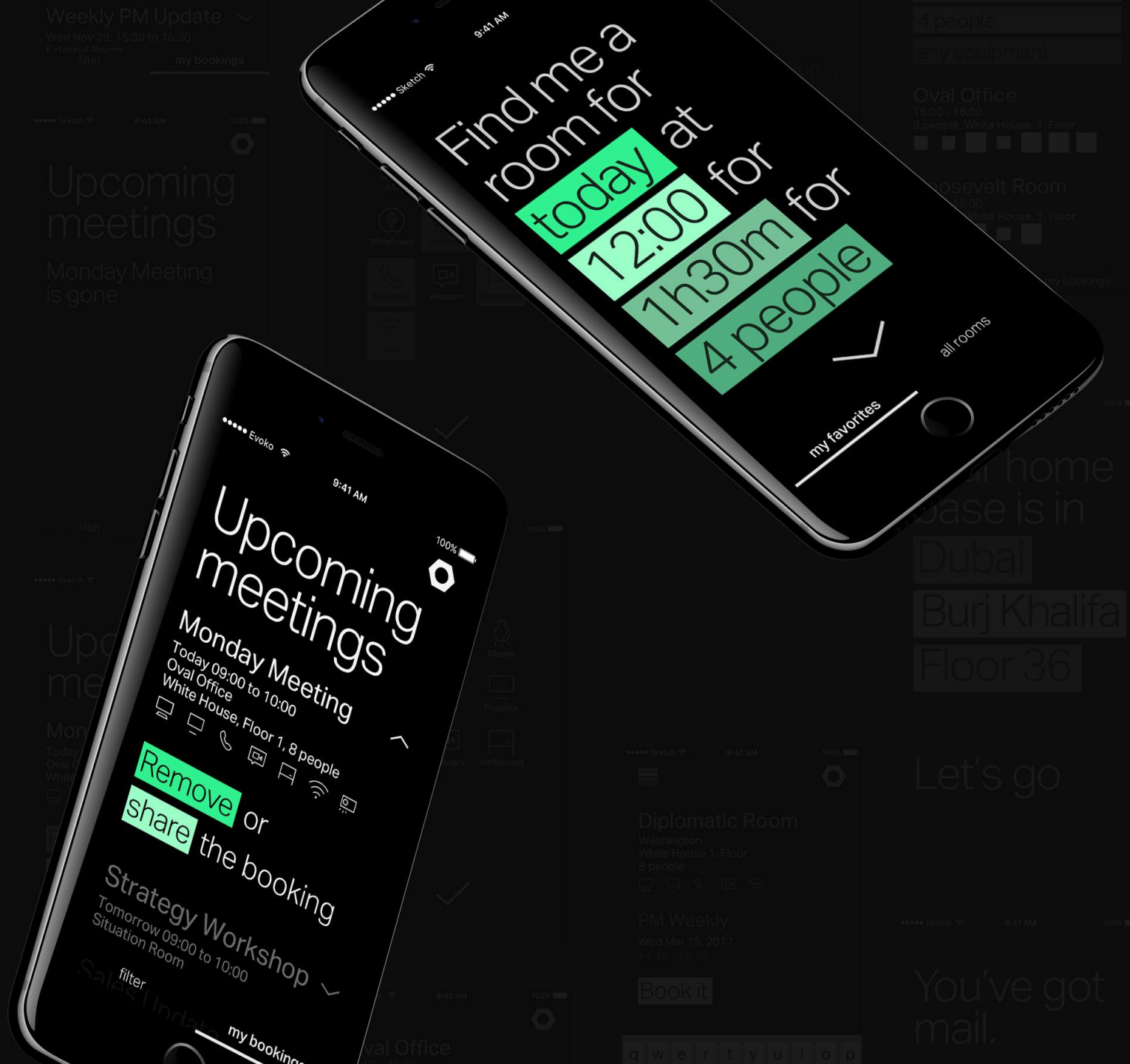
Integrated
display

EVOKO

NEW EVOKO LISO ACCESSORIES



"GET A ROOM" SMARTPHONE APP

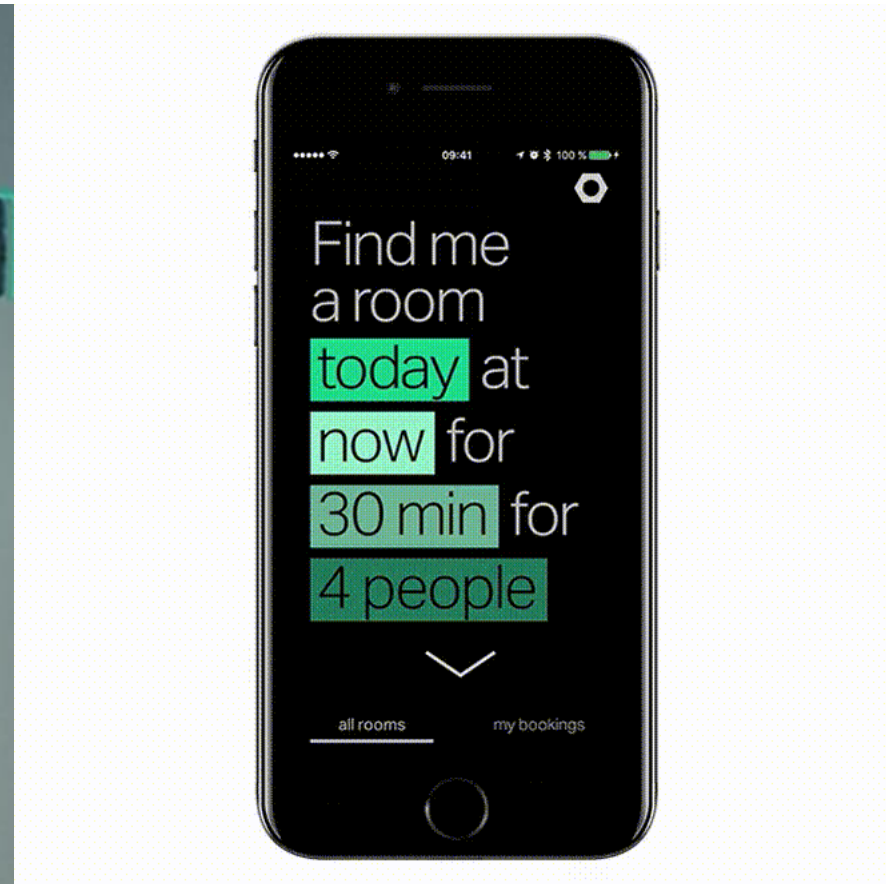


SMARTPHONE APP "GET A ROOM"

Available free of charge with purchase of Evoko Liso

Easily find and book a room – directly from your smartphone

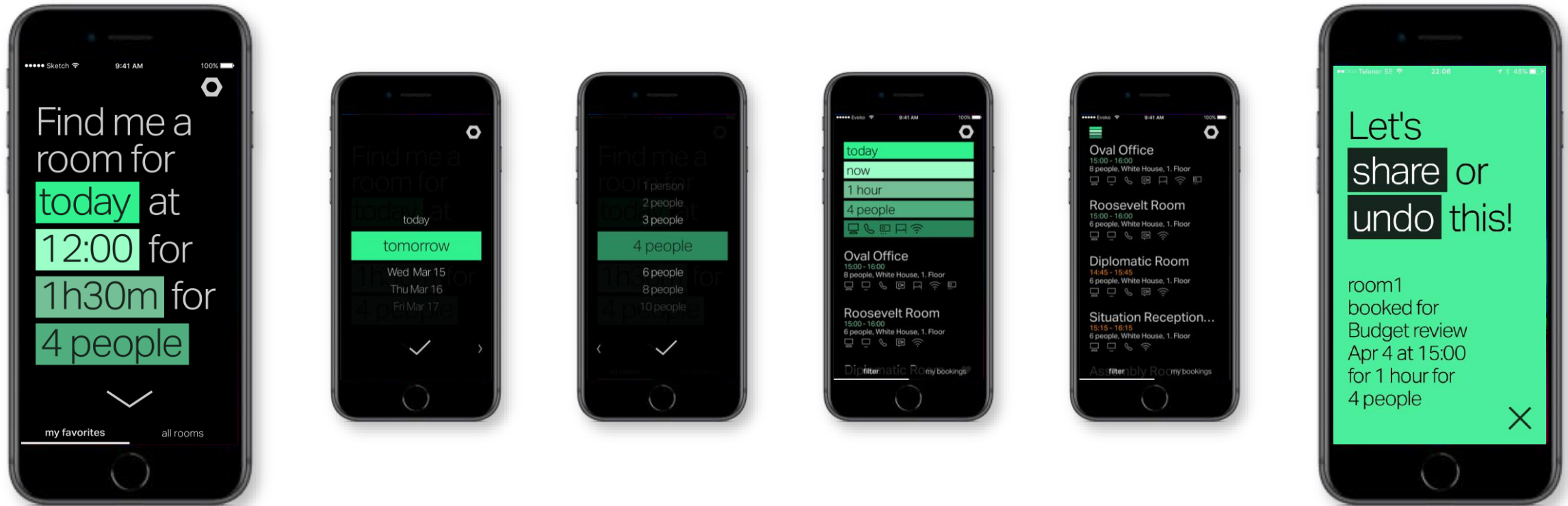
Evoko's smartphone app "Get a room" will make room booking on-the-go even easier



Available free of charge with purchase of Evoko Liso

Simple selections to quickly find a room that fits your needs

Select date, starting time, meeting duration, number of people and equipment – and invite your colleagues!



Available free of charge with purchase of Evoko Liso

Set up "Get a Room" in no time

Step-by-step instructions available on our Knowledge Base – www.evoko.se/support



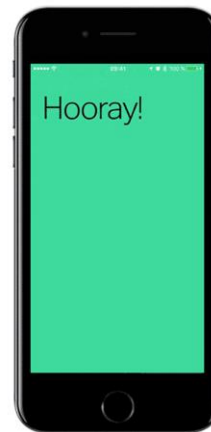
Evoko support / Evoko Liso / Getting started v2.x

Articles in this section
Step 1: Introduction
Step 2: Booking system preparation
Step 3: Evoko Home installation
Step 4: Connect Evoko Home to booking system
Step 5: Basic Evoko Home setup
Step 6: Evoko Liso installation
Evoko Liso user guide - how do I use the screen?
How is the Evoko Liso mounted, powered and connected to the network?
Get started with the Evoko Overview screen
Get started with the Evoko Get A Room App

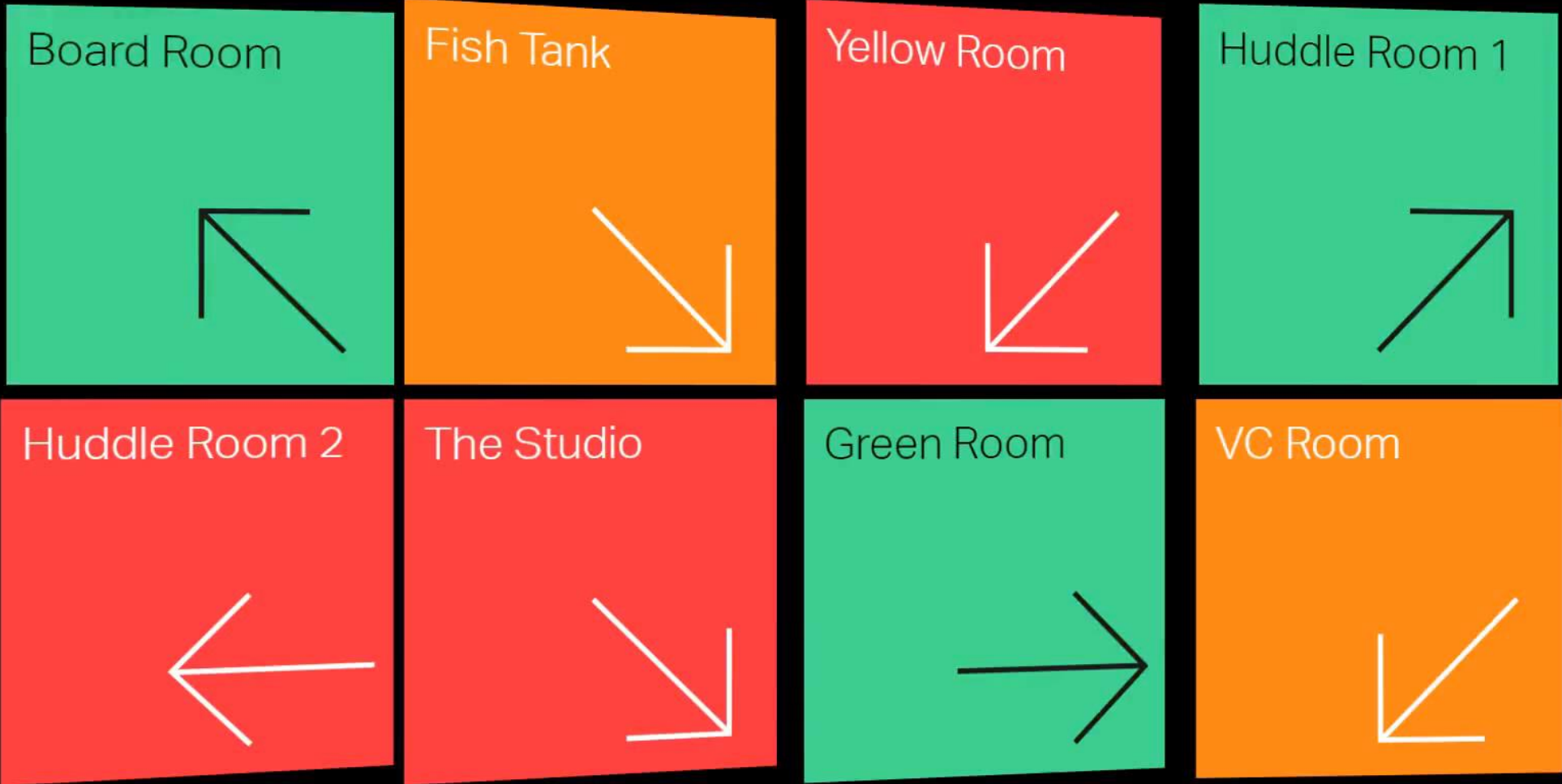
Get started with the Evoko Get A Room App

Last updated 1 month ago

With the Evoko Get A Room app, working on the go is super easy! Book, share and invite colleagues to the meeting too. With easy to use filters like time, capacity & equipment, you'll see best matches first, along with suggestions if your preferred room isn't available. Quick and simple. Efficiency at it's best!



Find your way and have a nice day!



15:53
Friday
21 September

Available free of charge with purchase of Evoko Liso

Use a large screen to display current status of selected rooms

Evoko Overview Screen is a way of using a larger screen to display Room Overview and Meeting Overview for a building or floor, to easily find an available room or your meeting*

Meeting Overview

Have a nice day! 8:56 Wednesday 31 May	Portfolio Review Peter Lundholm ends 11:30 Aphrodite Room	PM Weekly Felix Carlsson starts 10:00 Hermes Room	Wednesday Review Agnes Rosengren starting soon Hera Room	Sales Meeting Fredrik Silfver starts 11:15 Zeus Room	Board Meeting Lina Persson all day Athena Room	
	Weekly Update Mattias Borg starts 10:00 Nike Room	Interviews Filip Hellström ends 10:30 Ares Room	Available all day Demeter Room	Interviews Marcus Lindberg all day Iris Room	Wednesday Lecture Rickard Johansson ending soon Janus Room	
	Sync Meeting Sarah Broberg ending soon Artemis Room	Available all day Poseidon Room	HR Meeting Linnea Eriksson starts 12:00 Dionysus Room	Sync Meeting Linus Ackermann ends 14:30 Hades Room	Weekly Update Elisa Lindgren starts 14:00 Apollo Room	

EVOKO

2-15 sec

Room Overview

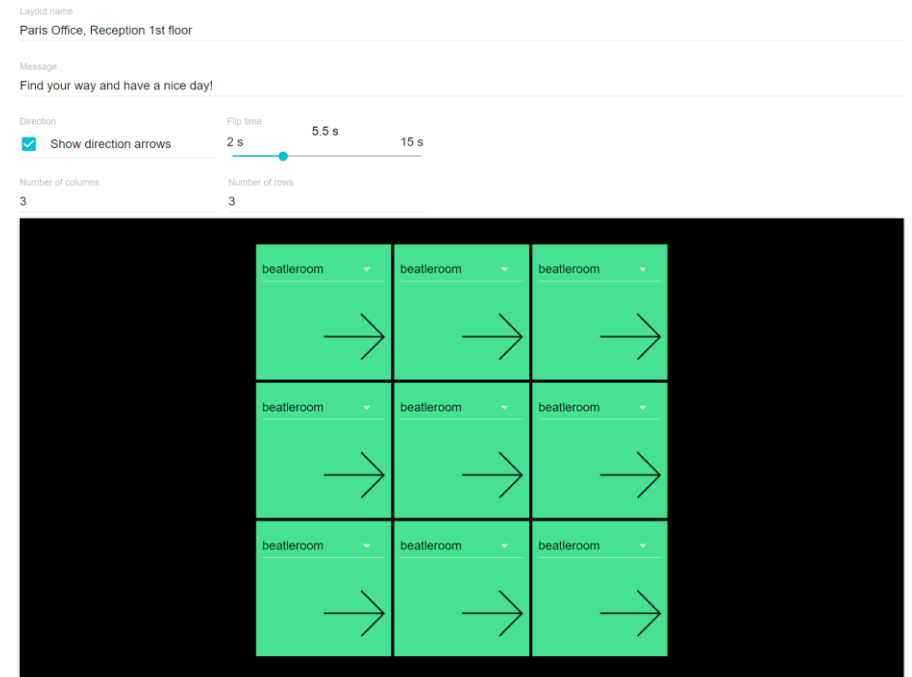
Have a nice day! 8:56 Wednesday 31 May	Aphrodite Room →	Hermes Room ↙	Hera Room ←	Zeus Room ↗	Athena Room ↘
	Nike Room ←	Janus Room ↘	Demeter Room →	Iris Room ↖	Janus Room ↙
	Artemis Room ↘	Poseidon Room ←	Dionysus Room ↖	Hades Room →	Apollo Room ↗

EVOKO

You can set up unlimited number of Evoko Overview screens


Evoko Overview screen is a great way to get a quick look on the status of meeting rooms or finding your way to a specific meeting

- Configure your Overview screen:
 - Screen orientation (portrait/landscape)
 - Rooms/Building/Floor to show
 - Select number of rows/columns to display
 - Greeting message
 - Select if you want a directional arrow pointing to each room, from where the Overview screen will be physically located
- Add company logo in the left bottom section of the overview screen
- It all runs in a web browser! You don't need to have any particular media player or screen. As long as you can get a fairly modern web browser with a connection to your Overview Screen server running on your screen, you're good to go



Set up "Evoko Overview screen" in no time

Step-by-step instructions available on our Knowledge Base – www.evoko.se/support



[Evoko support](#) / [Evoko Liso](#) / [Getting started v2.x](#)

Articles in this section

- [Step 1: Introduction](#)
- [Step 2: Booking system preparation](#)
- [Step 3: Evoko Home installation](#)
- [Step 4: Connect Evoko Home to booking system](#)
- [Step 5: Basic Evoko Home setup](#)
- [Step 6: Evoko Liso installation](#)
- [Evoko Liso user guide - how do I use the screen?](#)
- [How is the Evoko Liso mounted, powered and connected to the network?](#)
- [Get started with the Evoko Overview screen](#)**
- [Get started with the Evoko Get A Room App](#)

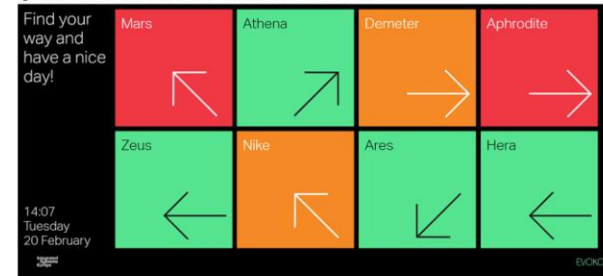
Get started with the Evoko Overview screen

Last updated 1 month ago

The Overview screen is a great way to get a quick look on the status of meeting rooms or finding your way to a specific meeting.

By using a large screen to display an overview of certain meeting rooms of your choice you are providing a way for guests/employees to easily find their way to your meeting or find an available room for instant meetings.

The overview screen displays the status of each room using the same familiar Liso colors (green/amber/red) as well as in which direction it is located.



all cities ▾

all buildings ▾

all floors ▾



1 person ▾ reset

2-5 people

5-10 people

10-15 people

15-20 people

20+ people

◀ Tue Aug 20 ▶

00 01 02 03 7 08 09 10 11 12 13 14 15 16 17 18 19 20

10:49

- Pusco**
12 Floor 5
- Blue room**
10 Floor 5
- Groupie**
20 Floor 5
- Glenn**
20 Floor 2
- Green Room**
30 Floor 101
- Helsinki room**
8 Floor 2
- Liso**
6 Floor 5
- Blue Room**
20 Floor 101
- Gamme room**
6 Floor 5



My bookings

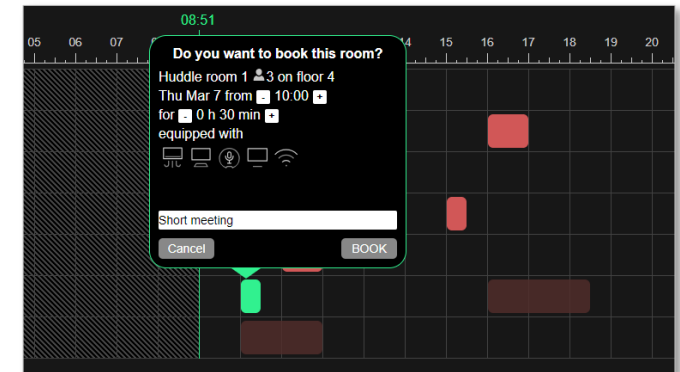
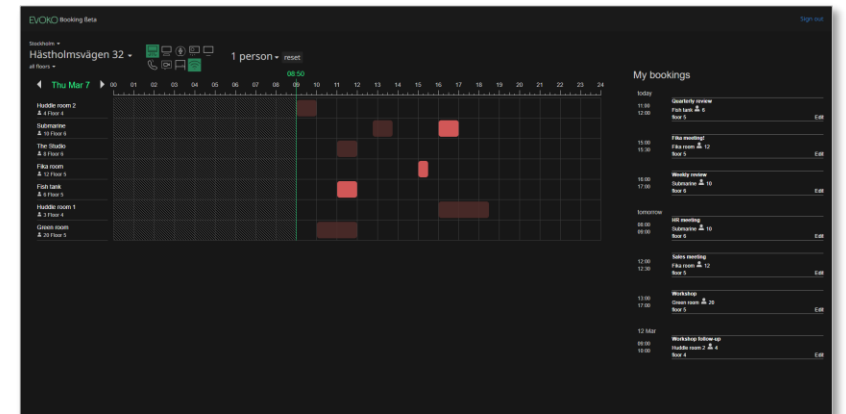
today

- Lunch meeting**
12:00 - 13:00
Gamme room 6 floor 5 [Edit](#)
- Weekly review**
14:00 - 15:30
Groupie 20 floor 5 [Edit](#)

Evoko Booking is a stand-alone booking system


Use Evoko Liso without an external booking system – perfect for co-working spaces!

- Evoko Booking is a stand-alone booking platform that doesn't require integration with an external booking system (e.g. Office 365 or Google G Suite)
- Evoko Booking makes it easy for anyone to find and book meeting rooms in a web interface, with the same smart filters as “Get a Room” app to find a room that fits your needs:
 - Availability
 - Location
 - Equipment
 - # of participants (room size)
- Bookings are made directly in a web browser and stored in Evoko Home
- Evoko Booking is currently in beta and available for anyone to try out!



Set up "Evoko Booking" in no time

Step-by-step instructions available on our Knowledge Base – www.evoko.se/support



[Evoko support](#) / [Evoko Liso](#) / [Beta features](#)

Articles in this section

[Evoko Booking - a stand-alone booking system](#)

[Import users to Evoko Home via LDAP](#)

Evoko Booking - a stand-alone booking system

Last updated 6 months ago

Version v2.1 of Evoko Home introduces a stand-alone booking system called Evoko Booking.

- [What is Evoko Booking?](#)
- [Setup Evoko Booking](#)
- [Using Evoko Booking](#)
- [Leaving feedback](#)

What is Evoko Booking?

Evoko Booking is a stand-alone booking platform that makes it easy for anyone to find and book meeting rooms in a web interface and of course it includes the same smart filters that the Evoko Get a Room App to make it easy to find the appropriate room for your needs.

Since Evoko Booking is a stand-alone platform it doesn't require any integration with an external booking system (e.g. Office 365 or Google G Suite), instead all meetings are stored within Evoko Home.

Evoko Booking is with the release of Evoko Home v2.1 in beta and available for anyone to try out.

EVOKO LISO TILT WALL MOUNTING KIT



ERM2023

EVOKO LISO TILT GLASS WALL MOUNTING KIT



ERM2024

EVOKO LISO FREESTAND



ERM2025

EVOKO LISO FREESTAND BOLTABLE



ERM2026

EVOKO

MEETINGS MADE MAGNIFICENT